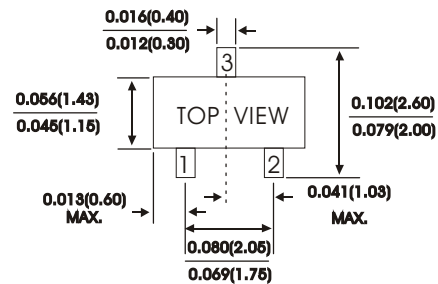


SOT-23**FEATURES:**

- Standard Zener voltage tolerance is $\pm 5\%$ AND SUFFIX "BZX84C" FOR $\pm 5\%$
- 225mW Power Dissipation
- Ideal for Surface Mounted Application
- Zener Breakdown Voltage Range 2.4V to 75V

**MECHANICAL DATA**

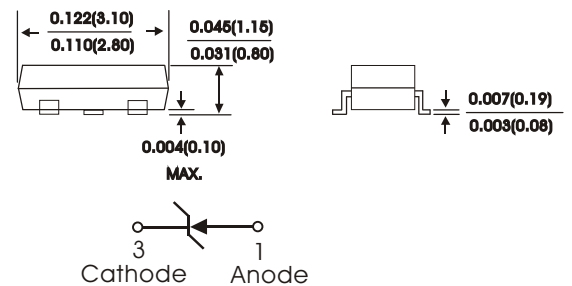
Case: SOT-23 Molded Plastics

Terminals: Solderable per MIL-STD-202, Method 208

Polarity: Cathode Indicated by Polarity Barnd

Marking: Marking Caode (See Tble Table 1)

Weight: 0.08grams(approx)



Cathode Anode

Dimensions in inches and (millimeters)

MAXIMUM RATINGS AND ELECTRICAL CHARACTERISTICS

Rating at 25 °C ambient temp. unless otherwise specified.

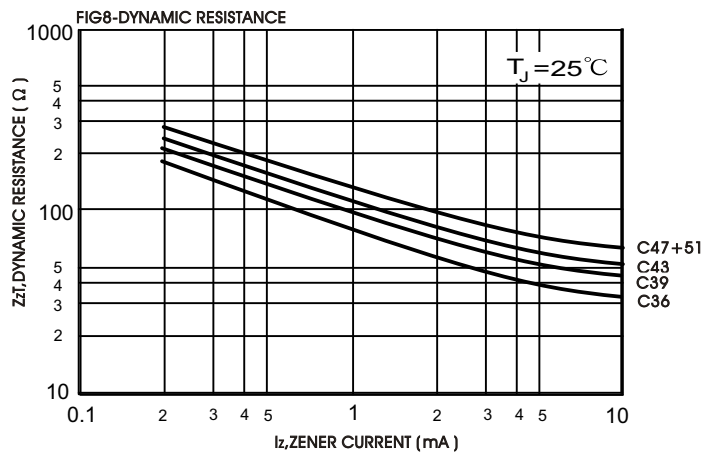
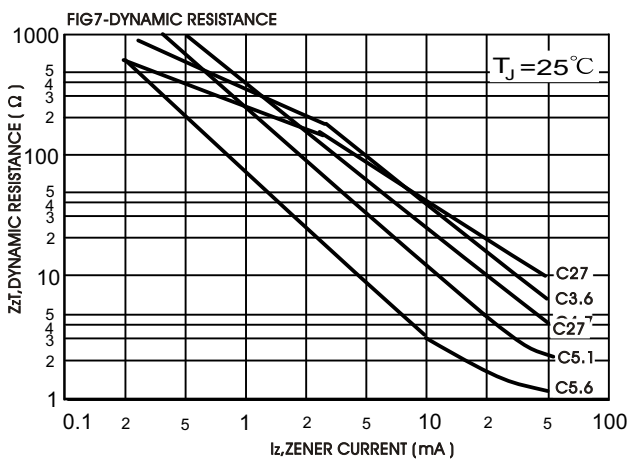
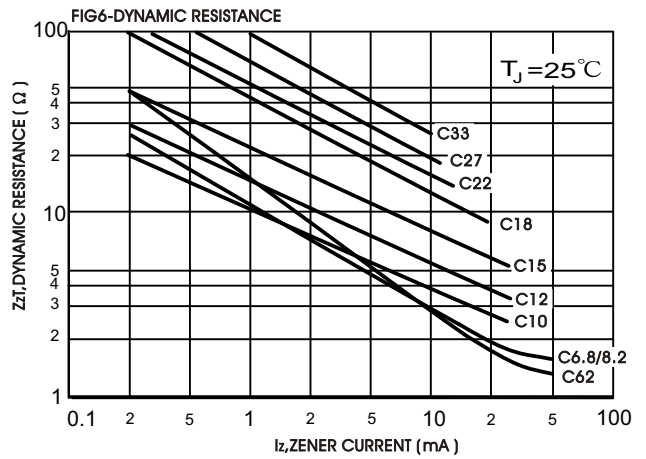
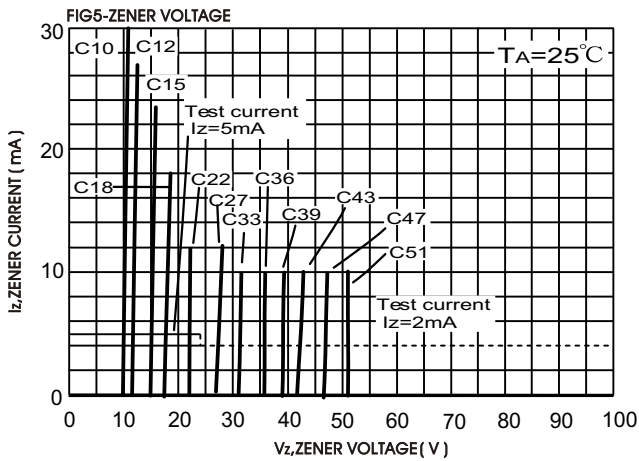
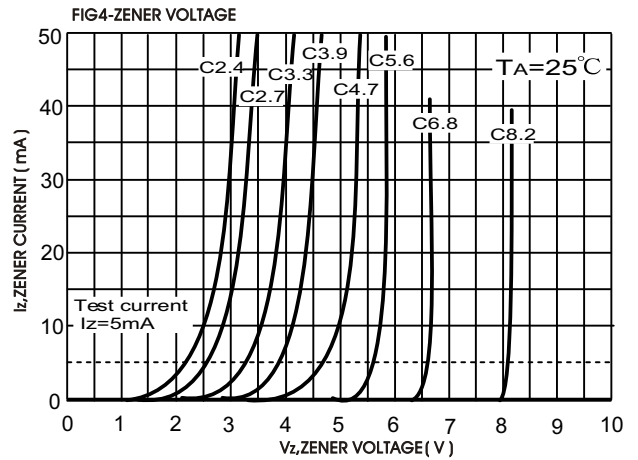
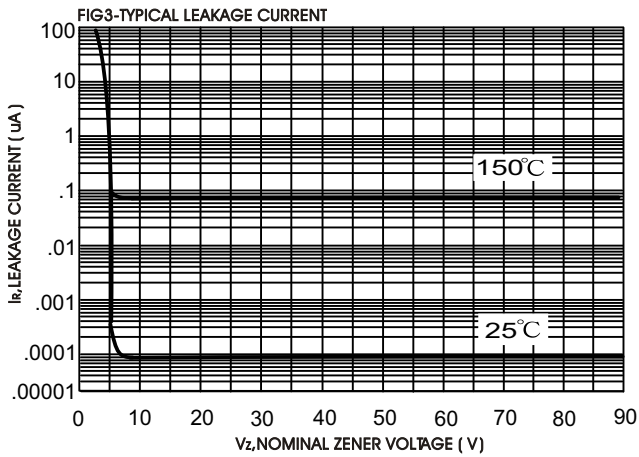
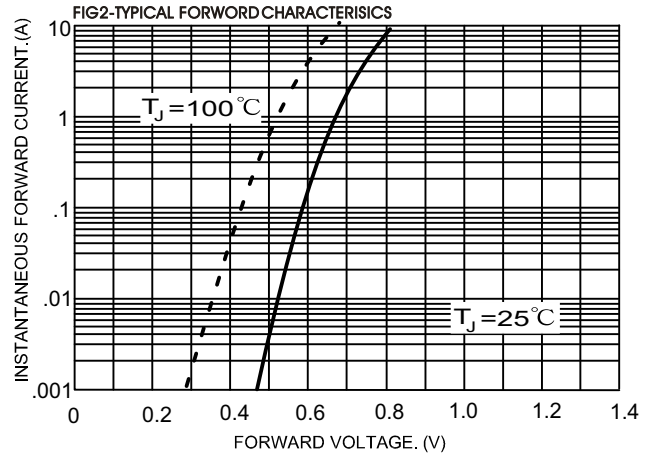
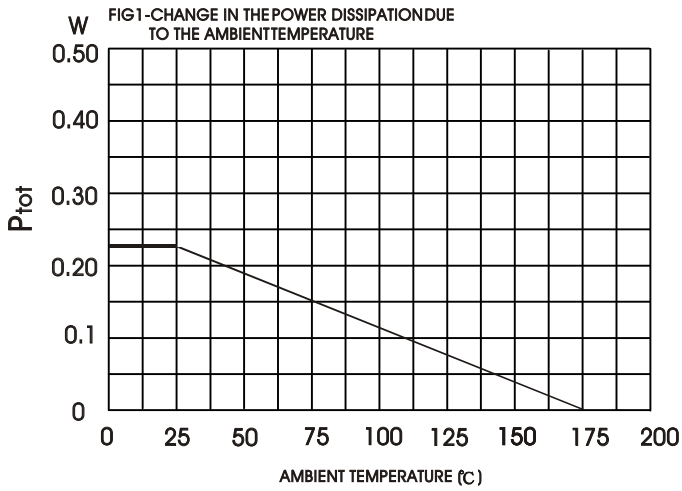
Single phase, half sine wave, 60 Hz, resistive or inductive load.

For capacitive load, derate current by 20 %.

Characteristic	Symbol	Value	Units
Zener Current	I _{ZM}	0.25	A
Power Dissipation at T _{amb} =25 °C	P _{tot}	0.225	W
Thermal Resistance Junction to Ambient Air	R _{thJ-A}	420 ¹⁾	K/W
Maximum instantaneous forward voltage drop at I _F =200 mADC	V _F	1.5	Volts
Junction temperature	T _J	-65 to +150	°C
Storage temperature range	T _{stg}	-65 to +150	°C

1) FR-5=1.0x 0.75 x 0.62 In Board

RATINGS AND CHARACTERISTIC BZX84C2V4 THRU BZX84C75



RATINGS AND CHARACTERISTIC BZX84 C2V4 THRU BZX84C75

TABLE 1(Pinout : 1-Anode,2-nc,3-Cathode)

Device Type	Marking Code	Vz	Nominal Zener Voltage Vz at IzT1	Test Current IzT1	Dynamic Resistance ZzT1 at IzT1	Dynamic Resistance ZzT2 at IzT2	Test Current IzT2	Maximum Reverse Leakage Current	
								IR	At VR
		Volts	Volts	mA	Ω	Ω	mA	μA	Volts
BZX84C2V4	Z11/KZB	2.4	2.2-2.6	5	≤ 100	600	1.0	50	1.0
BZX84C2V7	Z12/KZC	2.7	2.5-2.9	5	≤ 100	≤ 600	1.0	20	1.0
BZX84C3V0	Z13/KZD	3.0	2.8-3.2	5	≤ 95	≤ 600	1.0	10	1.0
BZX84C3V3	Z14/KZE	3.3	3.1-3.5	5	≤ 95	≤ 600	1.0	5.0	1.0
BZX84C3V6	Z15/KZF	3.6	3.4-3.8	5	≤ 90	≤ 600	1.0	5.0	1.0
BZX84C3V9	Z16/KZG	3.9	3.7-4.1	5	≤ 90	≤ 600	1.0	3.0	1.0
BZX84C4V3	W9/KZH	4.3	4.0-4.6	5	≤ 90	≤ 600	1.0	3.0	1.0
BZX84C4V7	Z1/KZ1	4.7	4.4-5.0	5	≤ 80	≤ 500	1.0	3.0	2.0
BZX84C5V1	Z2/KZ2	5.1	4.8-5.4	5	≤ 60	≤ 480	1.0	2.0	2.0
BZX84C5V6	Z3/KZ3	5.6	5.2-6.0	5	≤ 40	≤ 400	1.0	1.0	2.0
BZX84C6V2	Z4/KZ4	6.2	5.8-6.6	5	≤ 10	≤ 150	1.0	3.0	4.0
BZX84C6V8	Z5/KZ5	6.8	6.4-7.2	5	≤ 15	≤ 80	1.0	2.0	4.0
BZX84C7V5	Z6/KZ6	7.5	7.0-7.9	5	≤ 15	≤ 80	1.0	1.0	5.0
BZX84C8V2	Z7/KZ7	8.2	7.7-8.7	5	≤ 15	≤ 80	1.0	0.7	5.0
BZX84C9V1	Z8/KZ8	9.1	8.5-9.6	5	≤ 15	≤ 100	1.0	0.5	6.0
BZX84C10	Z9/KZ9	10	9.4-10.6	5	≤ 20	≤ 150	1.0	0.2	7.0
BZX84C11	Y1/KY1	11	10.4-11.6	5	≤ 20	≤ 150	1.0	0.1	8.0
BZX84C12	Y2/KY2	12	11.4-12.7	5	≤ 25	≤ 150	1.0	0.1	8.0
BZX84C13	Y3/KY3	13	12.4-14.1	5	≤ 30	≤ 170	1.0	0.1	8.0
BZX84C15	Y4/KY4	15	13.8-15.6	5	≤ 30	≤ 200	1.0	0.05	10.5
BZX84C16	Y5/KY5	16	15.3-17.1	5	≤ 40	≤ 200	1.0	0.05	11.2
BZX84C18	Y6/KY6	18	16.8-19.1	5	≤ 45	≤ 225	1.0	0.05	12.6
BZX84C20	Y7/KY7	20	18.8-21.2	5	≤ 55	≤ 225	1.0	0.05	14
BZX84C22	Y8/KY8	22	20.8-23.3	5	≤ 55	≤ 250	1.0	0.05	15.4
BZX84C24	Y9/KY9	24	22.8-25.6	5	≤ 70	≤ 250	1.0	0.05	16.8
BZX84C27	Y10/KYA	27	25.1-28.9	2	≤ 80	≤ 300	0.5	0.05	18.9
BZX84C30	Y11/KYB	30	28-32	2	≤ 80	≤ 300	0.5	0.05	21
BZX84C33	Y12/KYC	33	31-35	2	≤ 80	≤ 325	0.5	0.05	23.1
BZX84C36	Y13/KYD	36	34-38	2	≤ 90	≤ 350	0.5	0.05	25.2
BZX84C39	Y14/KYE	39	37-41	2	≤ 130	≤ 350	0.5	0.05	27.3
BZX84C43	Y15/KYE	43	40-46	2	≤ 150	≤ 375	0.5	0.05	30.1
BZX84C47	Y16/KYE	47	44-50	2	≤ 170	≤ 375	0.5	0.05	32.9
BZX84C51	Y17/KYE	51	48-54	2	≤ 180	≤ 400	0.5	0.05	35.7
BZX84C56	Y18	56	52-60	2	≤ 200	≤ 425	0.5	0.05	39.2
BZX84C62	Y19	62	58-66	2	≤ 215	≤ 450	0.5	0.05	43.4
BZX84C68	Y20	68	64-72	2	≤ 240	≤ 475	0.5	0.05	47.6
BZX84C75	Y21	75	70-79	2	≤ 255	≤ 500	0.5	0.05	52.5