



SUPER FAST DIODE MODULE TYPES 200A

Features

- High Surge Capability
- Types up to 600V V_{RRM}
- Isolation Type Package
- Electrically Isolation base plate

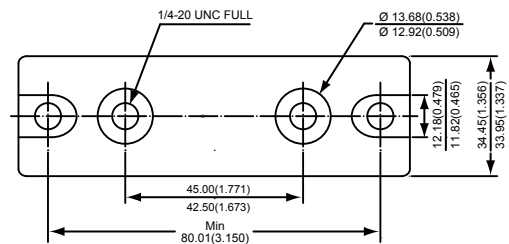


Maximum Ratings

Operating Temperature : -55°C to +175°C
Storage Temperature : -55°C to +175°C

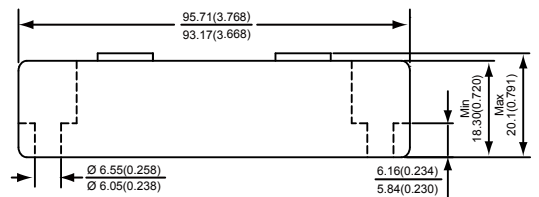
Part Number	Maximum Recurrent Peak Reverse Voltage	Maximum RMS Voltage	Maximum DC Blocking Voltage
MURIDA20020	200V	140V	200V
MURIDA20040	400V	280V	400V
MURIDA200A60	600V	420V	600V

Dimensions in mm (1 mm = 0.0394")



Electrical Characteristics @ 25 °C Unless Otherwise Specified

Average Forward Current (Per pkg)	$I_{F(AV)}$	200A	$T_C = 100^\circ C$
Peak Forward Surge Current	I_{FSM}	3300A	8.3ms , half sine
Maximum Instantaneous Forward Voltage * 200V 400V 600V	V_F	1.00V 1.30V 1.45V	$I_{FM}=200A;$ $T_J = 25^\circ C$
Maximum Instantaneous Reverse Current At Rated DC Blockig Voltage*	I_R	25 μA 5 mA	$T_J = 25^\circ C$ $T_J = 125^\circ C$
Maximum Reverse Recovery Time 200V 400V 600V	T_{rr}	150ns 180ns 200ns	$I_F = 0.5A, I_R=1.0A,$ $I_{RR}=0.25A$
Isolation Voltage	V_{isol}	3000 V	A.C. 1minute
Maximum Thermal Resistance Junction To Case	$R_{\theta jc}$	0.35°C/W	



*Pulse Test: Pulse Width 300 μsec , Duty Cycle 2%



Figure .1- Typical Forward Characteristics

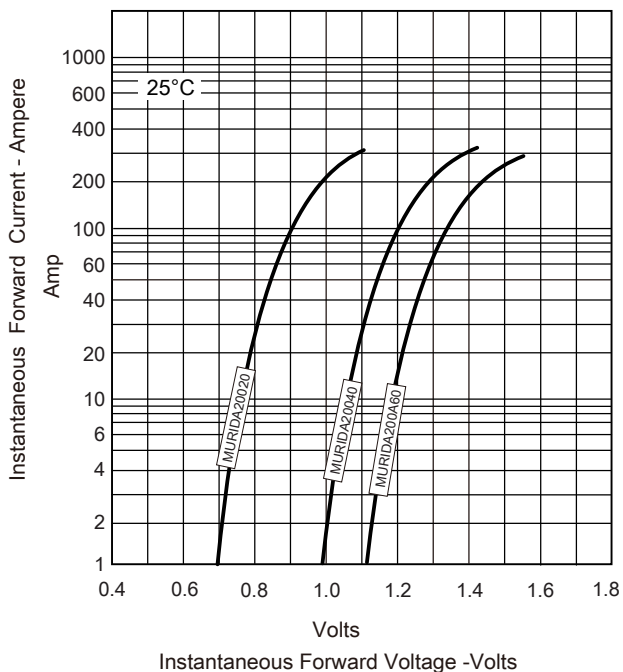


Figure .2-Forward Derating Curve

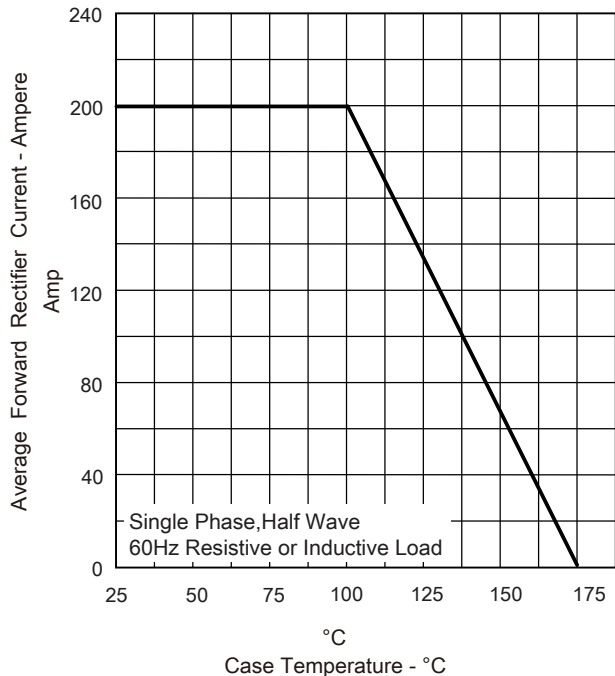


Figure .3-Peak Forward Surge Current

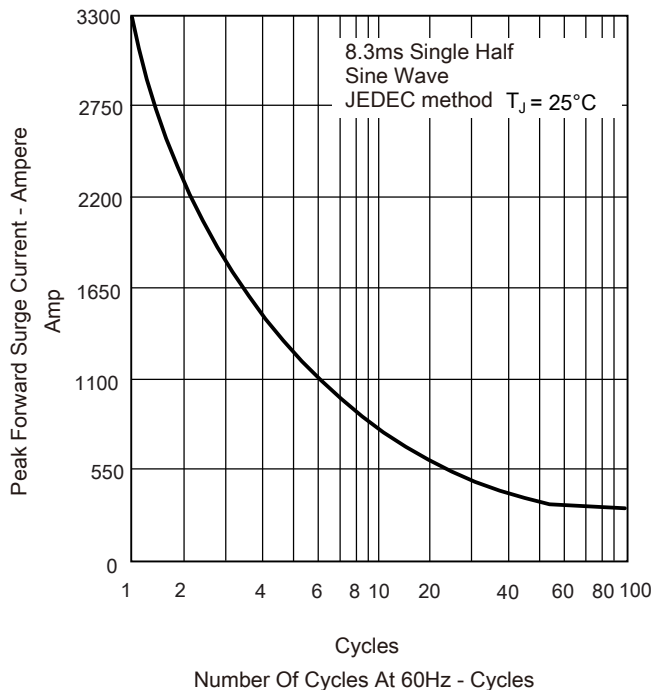


Figure .4-Typical Reverse Characteristics

