



SUPER FAST DIODE MODULE TYPE 300A

Features

High Surge Capability
Type 600V V_{RRM}

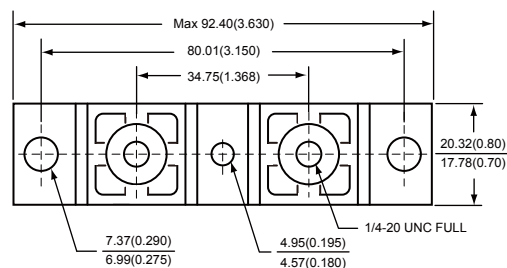


Maximum Ratings

Operating Temperature : -55 °C to +175 °C
Storage Temperature : -55 °C to +175 °C

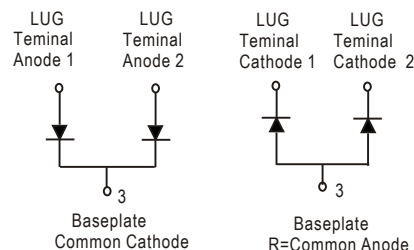
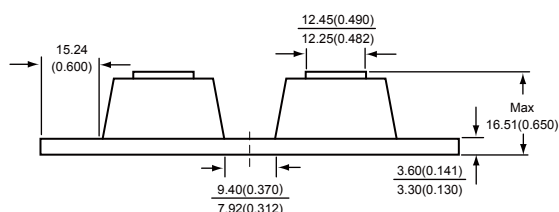
Dimensions in mm (1 mm = 0.0394")

Part Number	Maximum Recurrent Peak Reverse Voltage	Maximum RMS Voltage	Maximum DC Blocking Voltage
MUR300A60CT(R)	600V	424V	600V



Electrical Characteristics @ 25 °C Unless Otherwise Specified

Average Forward Current (Per pkg)	$I_{F(AV)}$	300A	$T_C = 125^\circ C$
Peak Forward Surge Current	I_{FSM}	2750A	8.3ms , half sine
Maximum Instantaneous Forward Voltage *	V_F	1.45 V	$I_{FM} = 150A;$ $T_J = 25^\circ C$
Maximum Instantaneous Reverse Current At Rated DC Blocking Voltage	I_R	25 μA 3 mA	$T_J = 25^\circ C$ $T_J = 125^\circ C$
Maximum Reverse Recovery Time	T_{rr}	150 ns	$I_F = 0.5A, I_R = 1.0A,$ $I_{RR} = 0.25A$
Maximum Thermal Resistance Junction To Case	$R_{\theta jc}$	0.40°C/W	



*Pulse Test : Pulse Width 300 μ sec, Duty Cycle 2%



Figure .1- Typical Forward Characteristics

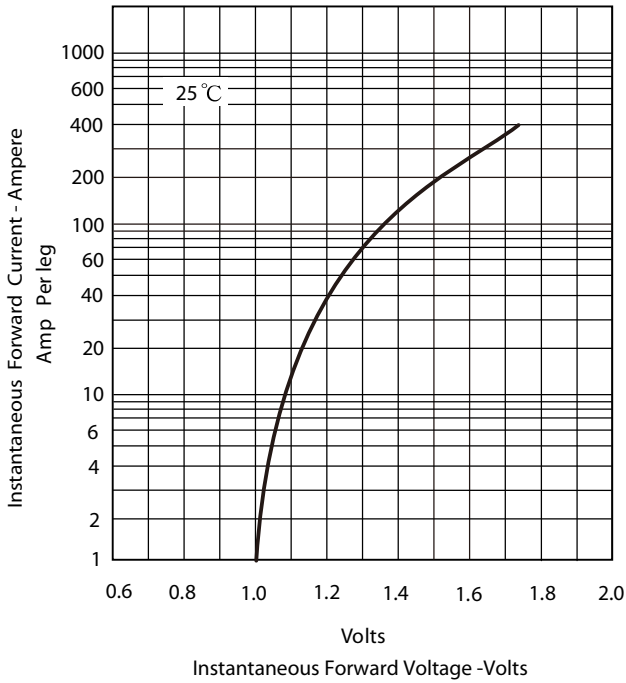


Figure .2- Forward Derating Curve

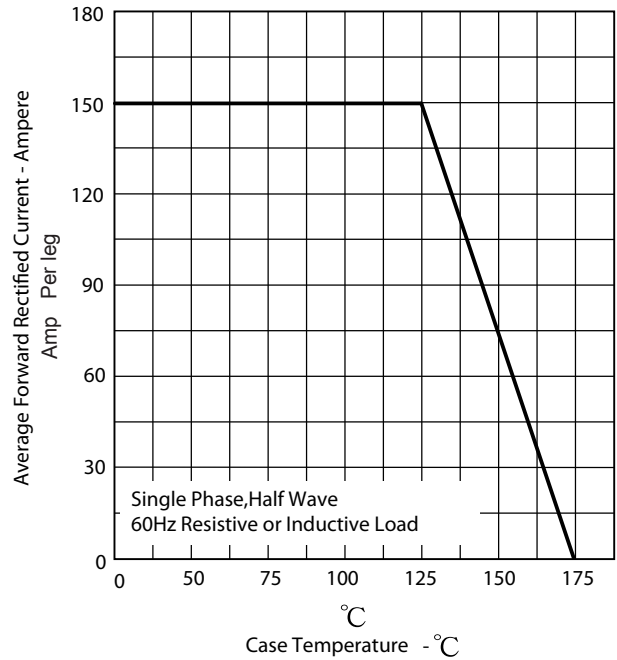


Figure.3- Peak Forward Surge Current

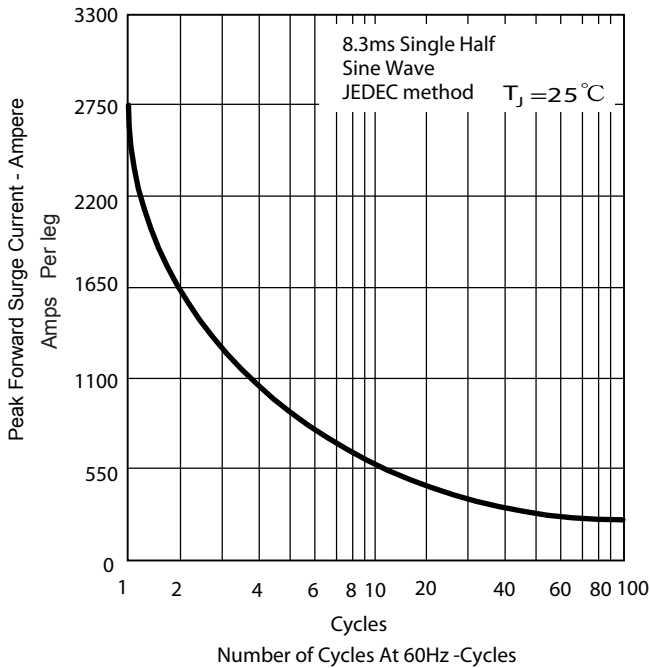


Figure .4-Typical Reverse Characteristics

