



HIGH POWER DIODE MODULE TYPE 40A

Features

- High Surge Capability
- Type 2200V V_{RRM}
- Isolation Type Package
- Electrically Isolation base plate

Preliminary

TO-240AAC

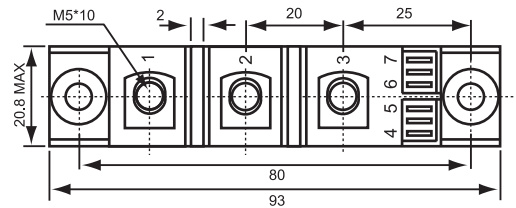


Maximum Ratings

Operating Temperature : -40 °C to +150 °C
 Storage Temperature : -40 °C to +150 °C

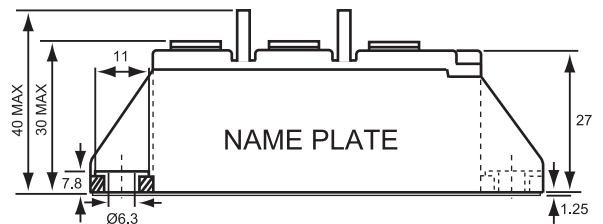
Part Number	Maximum Recurrent Peak Reverse Voltage	Maximum DC Blocking Voltage
MSRTTA40220A(R)	2200V	2200V

Dimensions in mm (1 mm = 0.0394")

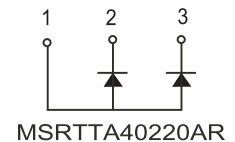
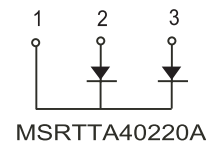


Electrical Characteristics @ 25 °C Unless Otherwise Specified

Item	Symbol	Rating		Conditions
		Max		
Average Forward Current (Per pkg)	$I_{F(AV)}$	40 A		$T_c = 140^\circ C$
Peak Forward Surge Current (Per leg)	I_{FSM}	1080A		8.3ms, half sine
Isolation Voltage	V_{iso}	3000 V		A.C. 1 minute
Mounting torque		5 ± 0.5Nm 3 ± 0.5Nm		to heatsink to terminals



Item	Symbol	Rating		Conditions
		Typ.	Max	
Maximum Instantaneous Forward Voltage* (Per leg)	V_F	0.87V 0.92V	0.98V 1.05V	$I_{FM} = 10 A ; T_J = 25^\circ C$ $I_{FM} = 20 A ; T_J = 25^\circ C$
Maximum Instantaneous Reverse Current At Rated DC Blocking Voltage (Per leg)	I_R		25 uA 3 mA	$T_J = 25^\circ C$ $T_J = 150^\circ C$
Maximum Thermal Resistance Junction To Case (Per leg)	$R_{\theta jc}$		0.6°C/W	



NOTE :

(1) Pulse Test: Pulse Width 300 μ sec. Duty Cycle < 2%




Figure .1 - Typical Forward Characteristics

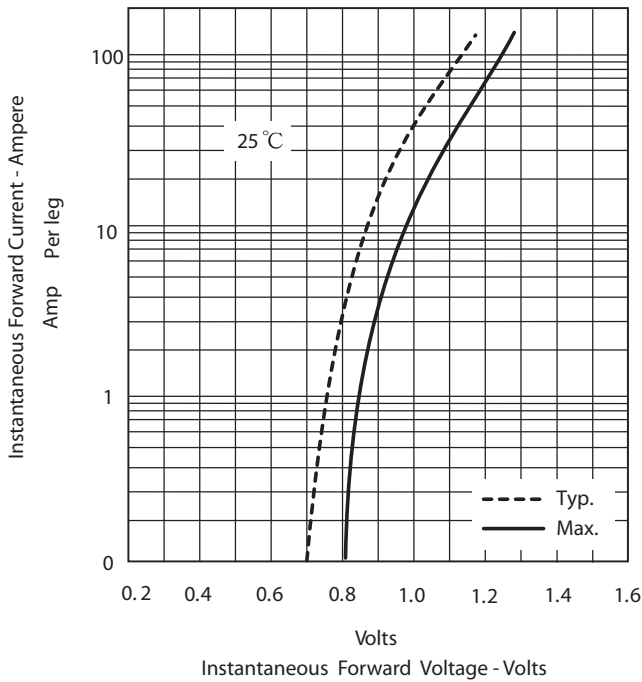


Figure.2 - Forward Derating Curve

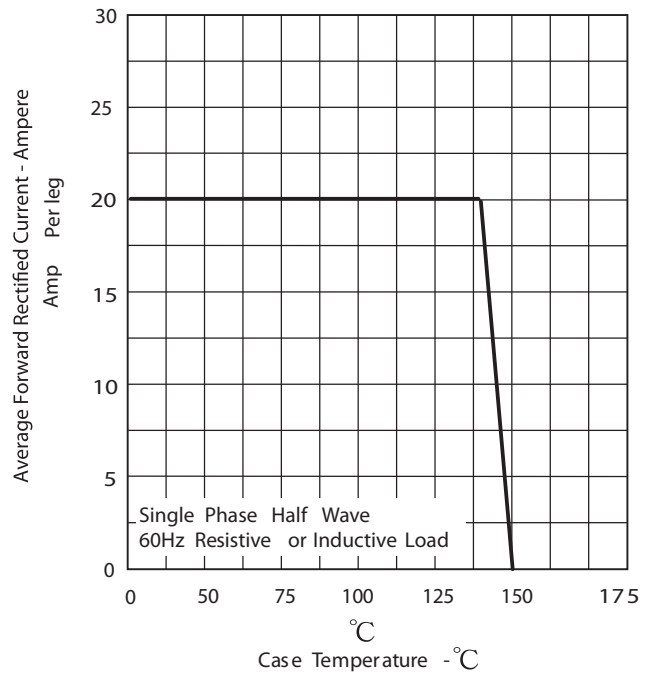


Figure.3 - Peak Forward Surge Current

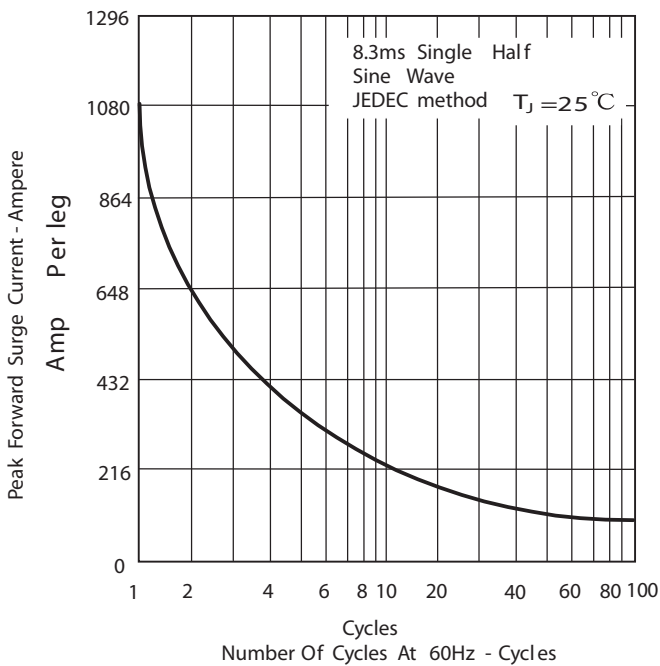


Figure .4 -Typical Reverse Characteristics

