



SCHOTTKY DIODE MODULE TYPES 100A

Features

High Surge Capability
Types Up to 45V V_{RRM}
Isolated to Plate

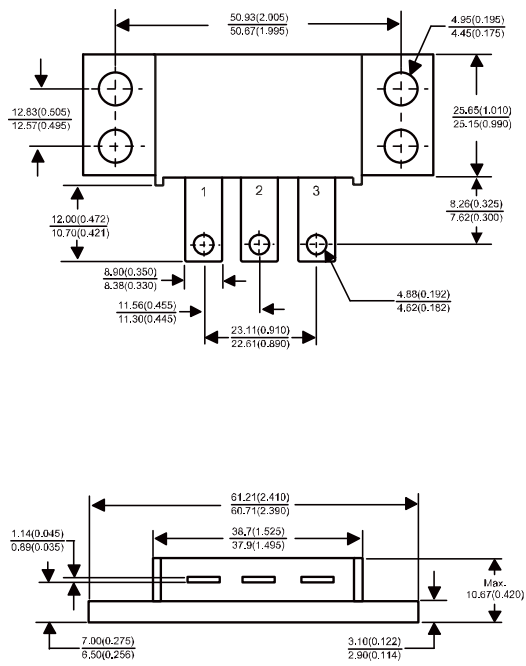
Maximum Ratings

Operating Temperature : -55 °C to +150 °C
Storage Temperature : -55 °C to +150 °C



Part Number	Maximum Recurrent Peak Reverse Voltage	Maximum RMS Voltage	Maximum DC Blocking Voltage
FST10020	20V	14V	20V
FST10030	30V	21V	30V
FST10035	35V	25V	35V
FST10040	40V	28V	40V
FST10045	45V	32V	45V

Dimensions in mm (1 mm = 0.0394")



Electrical Characteristics @ 25 °C Unless Otherwise Specified.

Average Forward Current (Per pkg)	$I_{F(AV)}$	100A	$T_c = 125^\circ\text{C}$
Peak Forward Surge Current (Per leg)	I_{FSM}	1000A	8.3ms, half sine
Maximum Instantaneous Forward Voltage (Per leg)	V_F	0.70V	$I_{FM} = 50A; T_J = 25^\circ\text{C}$
Maximum Instantaneous Reverse Current At Rated DC Blocking Voltage (Per leg)	I_R	1 mA 10 mA 30 mA	$T_J = 25^\circ\text{C}$ $T_J = 100^\circ\text{C}$ $T_J = 150^\circ\text{C}$
Maximum Thermal Resistance Junction To Case (Per leg)	$R_{\theta jc}$	1.0°C/W	

NOTE :

(1) Pulse Test: Pulse Width 300 μ sec, Duty < 2%

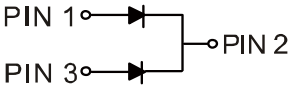




Figure.1 - Typical Forward Characteristics

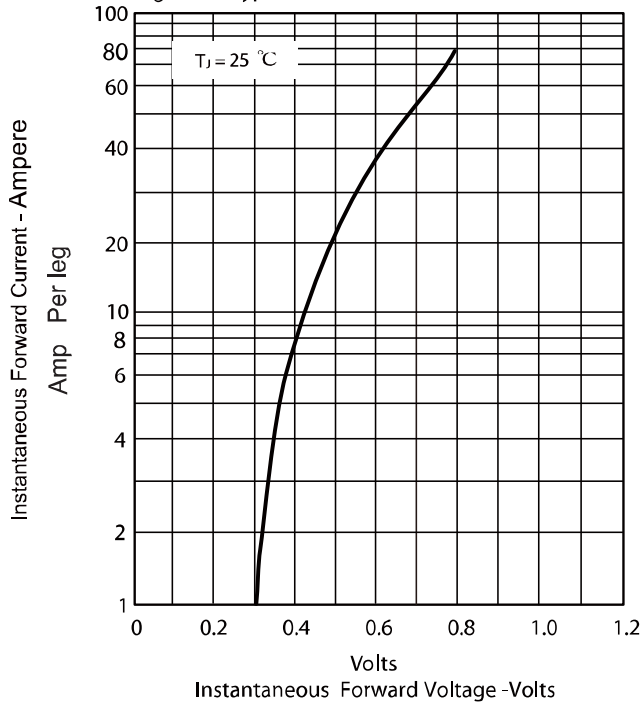


Figure.2 - Forward Derating Curve

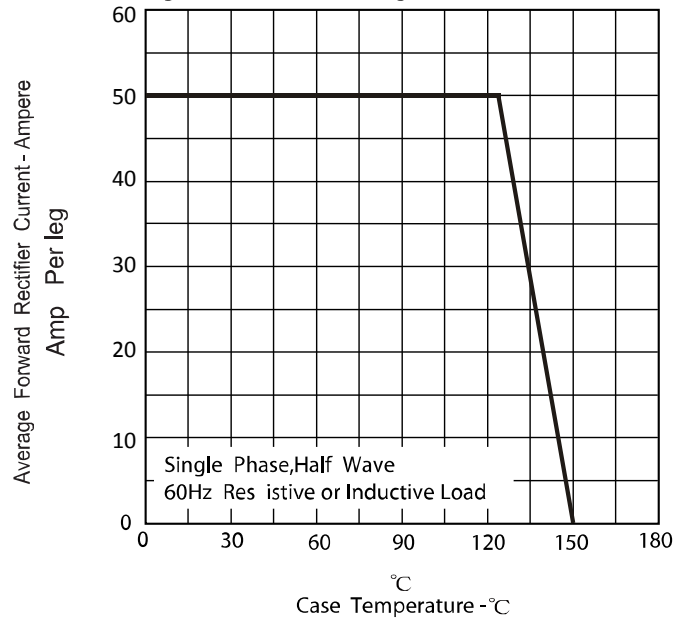


Figure.3 - Peak Forward Surge Current

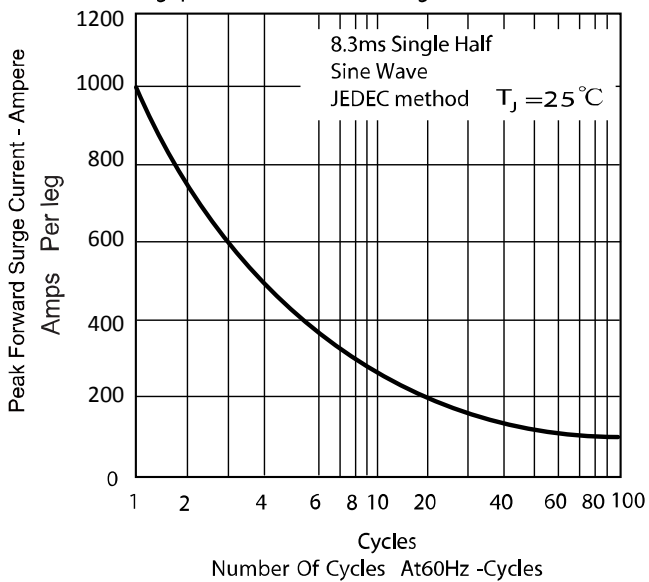


Figure.4 - Typical Reverse Characteristics

