



**SCHOTTKY DIODE MODULE TYPE 400A**

**Features**

High Surge Capability  
Type 100V  $V_{RRM}$

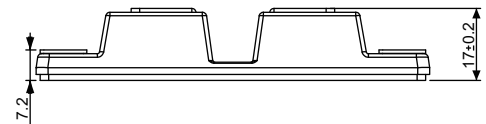


**Maximum Ratings**

Operating Temperature:  $-55^{\circ}\text{C}$  to  $+150^{\circ}\text{C}$   
Storage Temperature:  $-55^{\circ}\text{C}$  to  $+150^{\circ}\text{C}$

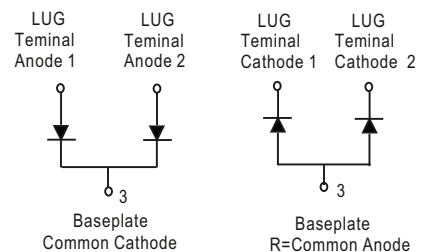
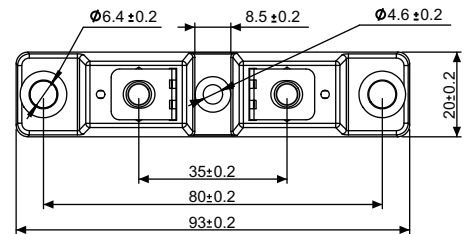
Part Number	Maximum Recurrent Peak Reverse Voltage	Maximum RMS Voltage	Maximum DC Blocking Voltage
MBRQ401100CT(R)	100V	70V	100V

Dimensions in mm (1 mm = 0.0394")



**Electrical Characteristics @ 25 °C Unless Otherwise Specified**

Average Forward Current (Per pkg)	$I_{F(AV)}$	400A	$TC=125^{\circ}\text{C}$
Peak Forward Surge Current (Per leg)	$I_{FSM}$	3300A	8.3ms, half sine
Maximum Instantaneous Forward Voltage NOTE (1)	$V_F$	0.80V	$I_{FM}=200\text{A}; T_J=25^{\circ}\text{C}$
Maximum Instantaneous Reverse Current At Rated DC Blocking Voltage (Per leg)	$I_R$	1mA 10mA 50mA	$T_J = 25^{\circ}\text{C}$ $T_J = 100^{\circ}\text{C}$ $T_J = 150^{\circ}\text{C}$
Maximum Thermal Resistance Junction To Case (Per leg)	$R_{\theta jc}$	0.16°C/W	
Mounting torque		$3 \pm 0.5\text{Nm}$ $3 \pm 0.5\text{Nm}$	To heatsink To terminals



NOTE :

(1) Pulse Test: Pulse Width 300  $\mu$  sec. Duty Cycle < 2%



Figure.1 - Typical Forward Characteristics

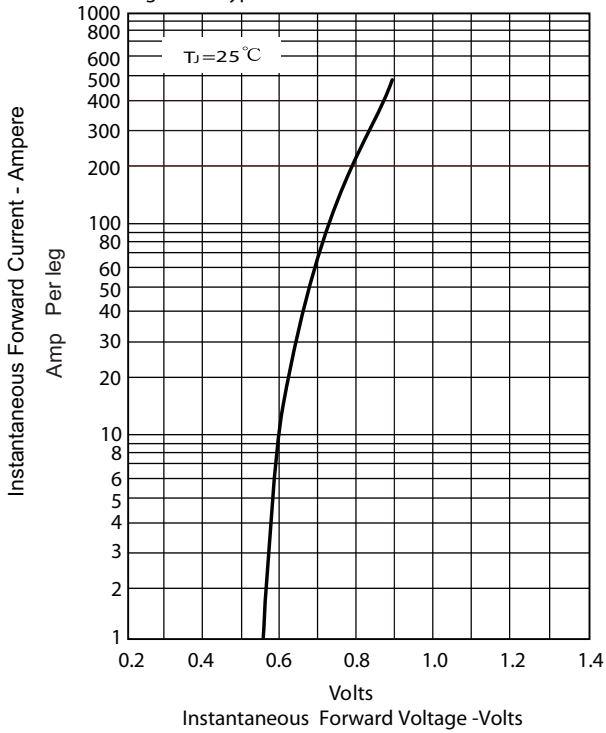


Figure.2 - Forward Derating Curve

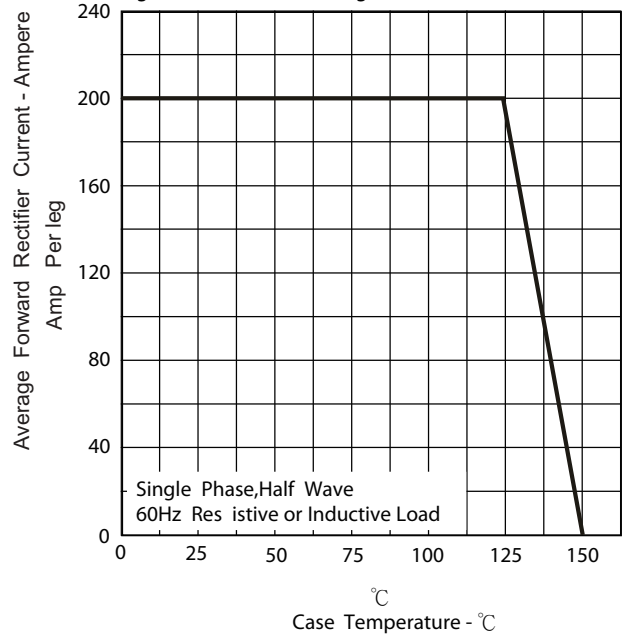


Figure.3 - Peak Forward Surge Current

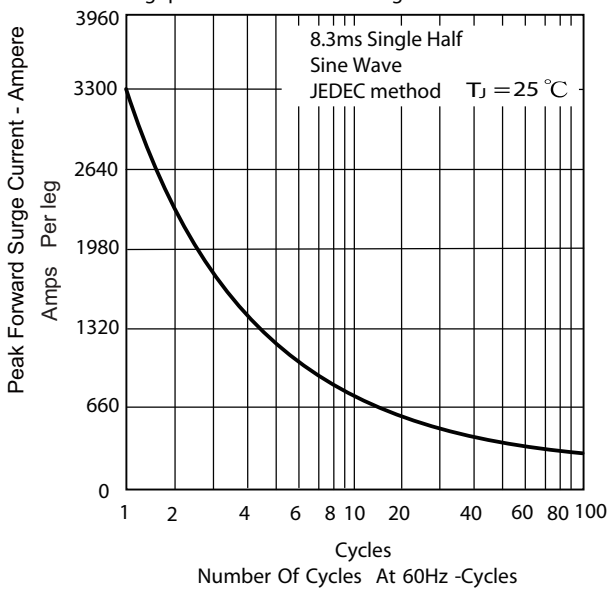


Figure.4 - Typical Reverse Characteristics

