



SCHOTTKY DIODE MODULE TYPES 800A

Features

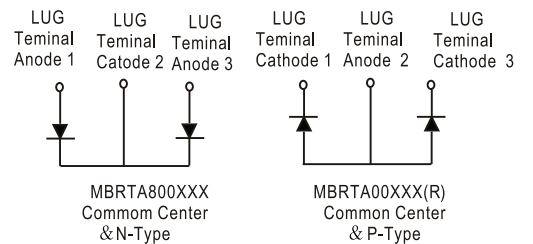
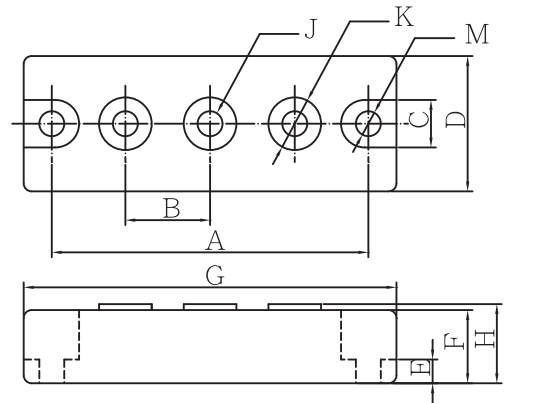
- High surge Capability
- Types Up to 200V V_{RRM}
- Isolation Type Package
- Electrically Isolation base plate

**800Amp Rectifier
150-200 Volts**

HEAVY THREE TOWER

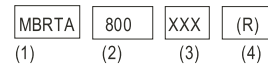
Maximum Ratings

Operating Temperature: -55°C to +150°C
Storage Temperature: -55°C to +150°C



Part Number	Maximum Recurrent Peak Reverse Voltage	Maximum RMS Voltage	Maximum DC Blocking Voltage
MBRTA800150(R)	150V	106V	150V
MBRTA800200(R)	200V	141V	200V

Ordering code



(1) MBRTA for Schottky diode modules & Isolation

(2) Maximum average current, Ampere

(3) Voltage code, V_{RRM}

Electrical Characteristics @ 25°C Unless Otherwise Specified

Average Forward Current (Per pkg)	$I_{F(AV)}$	800A	$T_C = 100^\circ C$
Peak Forward Surge Current (Per leg)	I_{FSM}	6000A	8.3ms, half sine
Maximum (Per leg) Instantaneous Forward Voltage	V_F	0.88V 0.92V	$I_{FM}=400A; T_J=25^\circ C$
Maximum (NOTE (1)) Instantaneous Reverse Current At Rated DC Blocking Voltage (Per leg)	I_R	5 mA 10 mA 50 mA	$T_J = 25^\circ C$ $T_J = 100^\circ C$ $T_J = 150^\circ C$
Maximum Thermal Resistance Junction To Case (Per leg)	$R_{\theta jc}$	0.25°C/W	

NOTE :

(1) Pulse Test: Pulse Width 300 μ sec, Duty < 2%

DIM	DIMENSIONS				NOTE
	INCHES		MM		
A	3.150	NOM	80.01	NOM	
B	.872	.892	22.15	22.65	
C	.465	.479	11.82	12.18	
D	1.337	1.356	33.95	34.45	
E	.230	.234	5.84	6.16	
F	.725	REF	18.42	REF	
G	3.668	3.768	93.17	95.71	
H	—	.791	—	20.10	
J	1/4-20 UNC FULL				
K	.509	.538	12.92	13.68	ϕ
M	.238	.258	6.05	6.55	ϕ



Figure.1-Typical Forward Characteristics

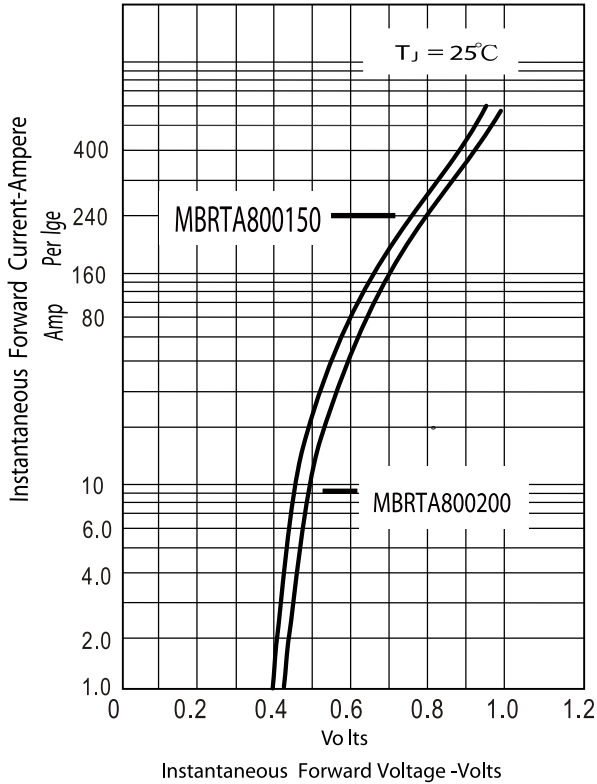


Figure.2-Forward Derating Curve

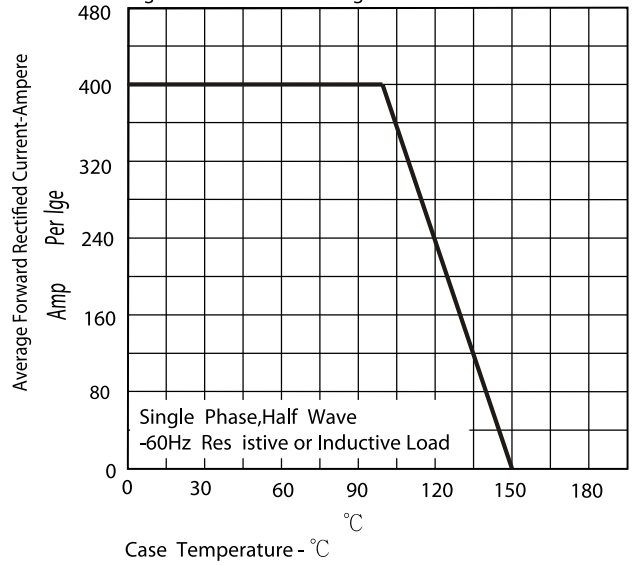


Figure.3-Peak Forward Surge Current

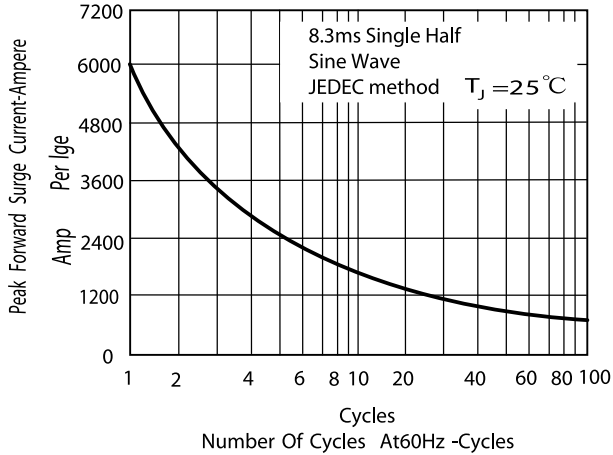


Figure.4-Typical Reverse Characteristics

